



# ALUMNI SURVEY 2024 REPORT

## CYBERPATRIOT

The National Youth Cyber Education Program

[www.uscyberpatriot.org](http://www.uscyberpatriot.org)

*A STEM program of the Air & Space Forces Association*

# Table of Contents

<b>Survey Design</b> .....	<b>3</b>
<b>Demographics</b> .....	<b>3</b>
Age .....	3
Gender.....	4
Race & Ethnicity .....	4
<b>Education &amp; Career Plans</b> .....	<b>5</b>
Post-graduation plans for students currently enrolled in middle or high school.....	5
Desired field of study for students currently enrolled in middle or high school .....	6
Academic field of study for alumni enrolled in or graduated from college .....	6
<b>Employment</b> .....	<b>7</b>
Employment and field of employment for alumni enrolled in or graduated from college .....	7
Employment Sector.....	8
<b>CyberPatriot Impact</b> .....	<b>8</b>
Years of Participation.....	8
Impact of Participation .....	9

# Survey Design

In the Spring of 2024, current and former student participants of CyberPatriot’s National Youth Cyber Defense Competition were surveyed in the following areas:

- 1. Their demographic information
- 2. Their current academic enrollment status
- 3. Their current or prospective higher education field of study
- 4. The degree to which they assessed their participation in CyberPatriot as affecting their career and academic goals

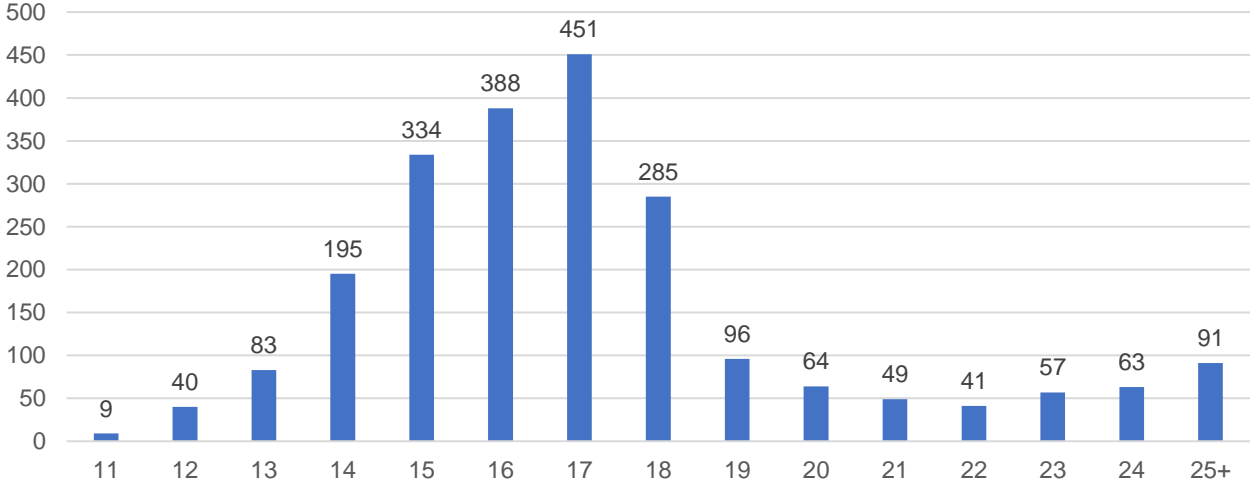
In total, 2,643 students responded to the survey (n=2,643).

The purpose of this survey is to determine the rate at which CyberPatriot is achieving its goal of attracting students to education and careers in cybersecurity and other STEM (science, technology, engineering, and mathematics) disciplines.

# Demographics

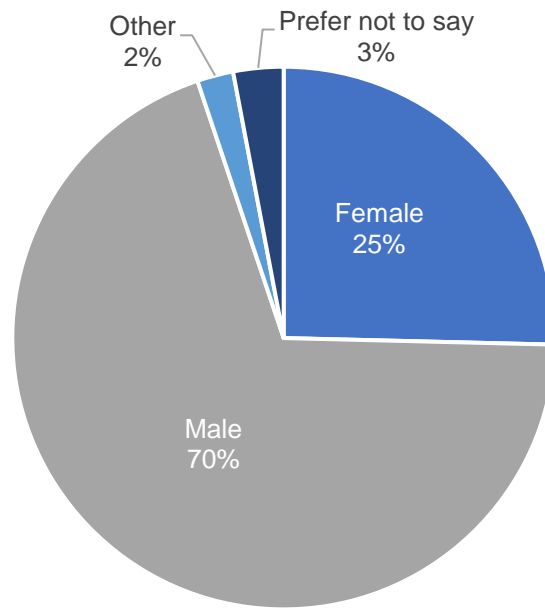
## Age

As expected, the majority of survey respondents were in the high school age range (14-18).



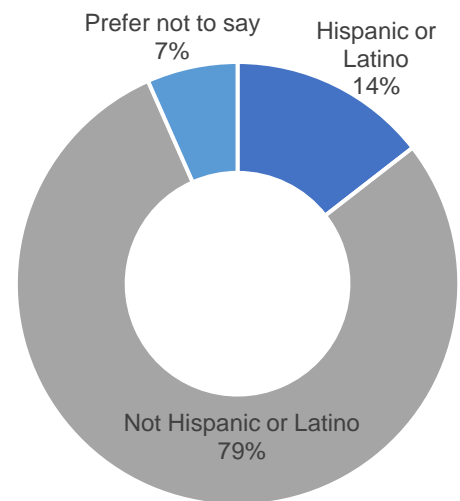
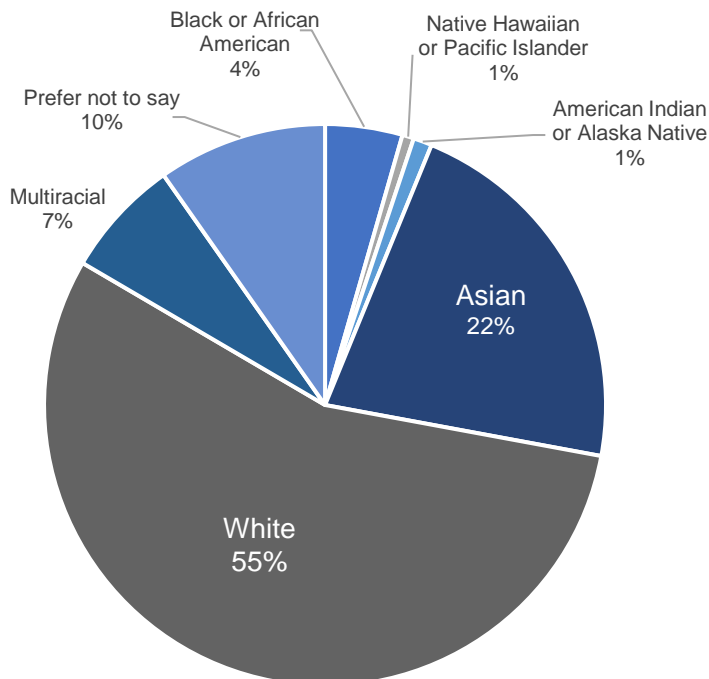
## Gender

The majority of the 2,643 survey respondents were male, while 25% identified as female.



## Race & Ethnicity

45% of the respondents identified as a race other than white, with 7% being multiracial.

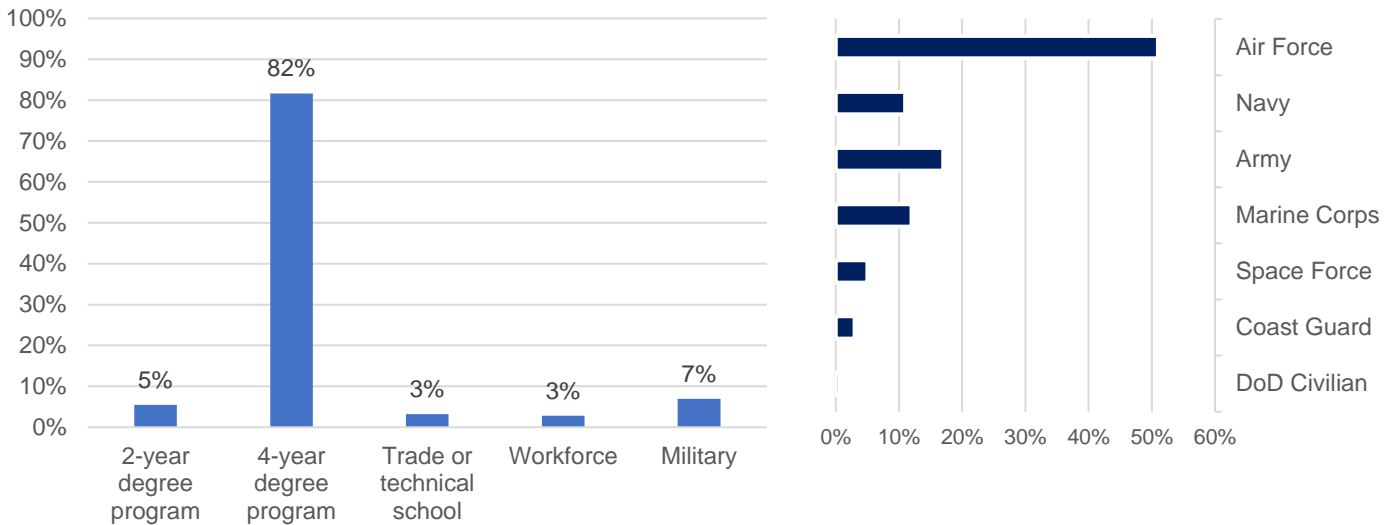


# Education & Career Plans

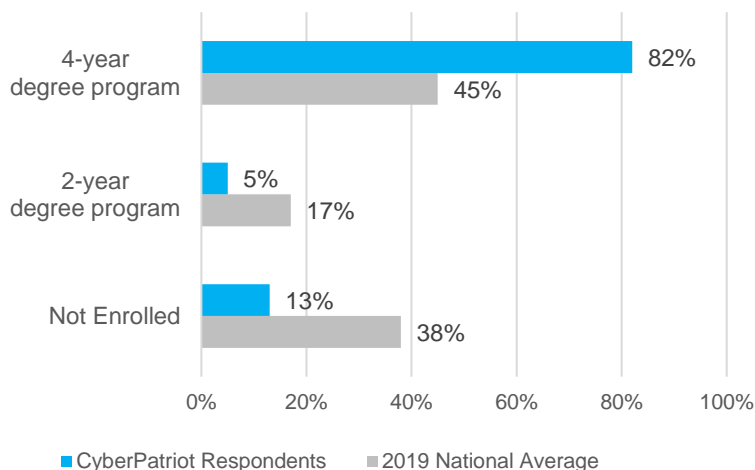
The following results are based on respondents' current academic and/or career status.

## Post-graduation plans for students currently enrolled in middle or high school

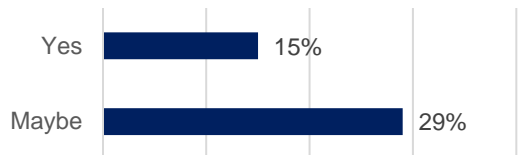
2,109 of the 2,643 respondents were still enrolled in middle or high school (or an equivalent program) at the time of the survey. In total, 1,837 (87%) of these students indicated their intention to pursue a 2-year or 4-year higher education program after receiving their high school diploma.



By comparison, according to the National Center for Education Statistics<sup>1</sup>, 62% of American students who graduated high school in 2022 entered college. Of those students, 45% enrolled in 4-year institutions and 17% enrolled in 2-year institutions.



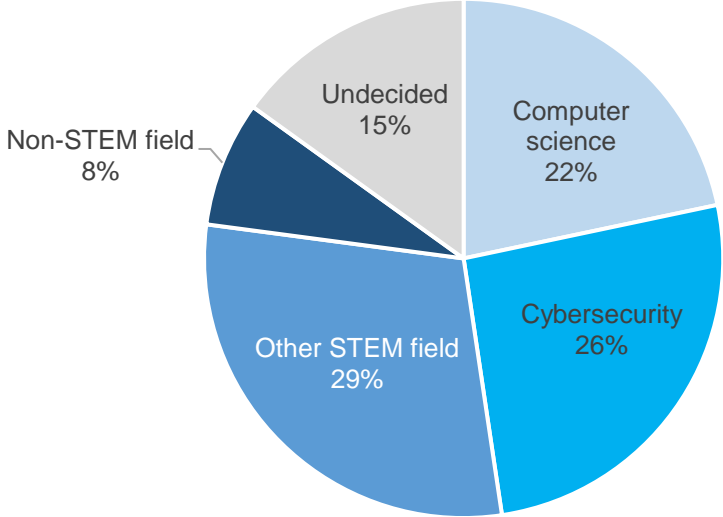
Additionally, the following percentage of students plan to attend on a Reserve Officers' Training Corps (ROTC) scholarship or to attend a service academy.



<sup>1</sup> National Center for Education Statistics. (2024, May). Immediate College Enrollment Rates. Retrieved from <https://nces.ed.gov/programs/coe/indicator/cpa/immediate-college-enrollment-rate>

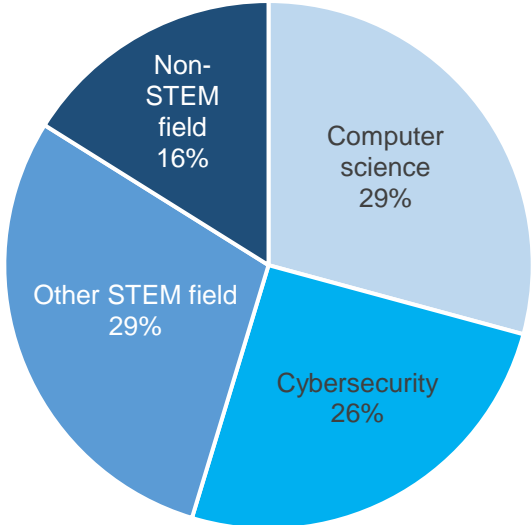
# Desired field of study for students currently enrolled in middle or high school

1,468 of the 1,837 students who indicated they will pursue a 2-year or 4-year education program, plan to study a STEM field (77%). The remaining 23% of respondents were undecided (15%) or planned to study a non-STEM field (8%).

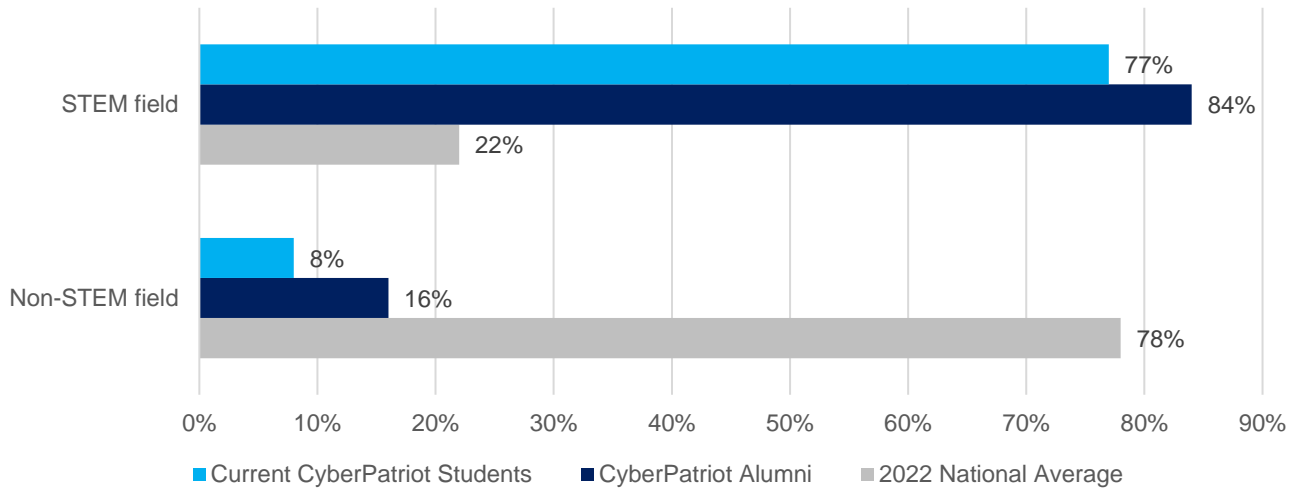


# Academic field of study for alumni enrolled in or graduated from college

Of the survey's 2,643 respondents, 534 are enrolled in college, technical or trade school, or have earned a college degree. Of these individuals, 84% of them selected a STEM program as their field of study.



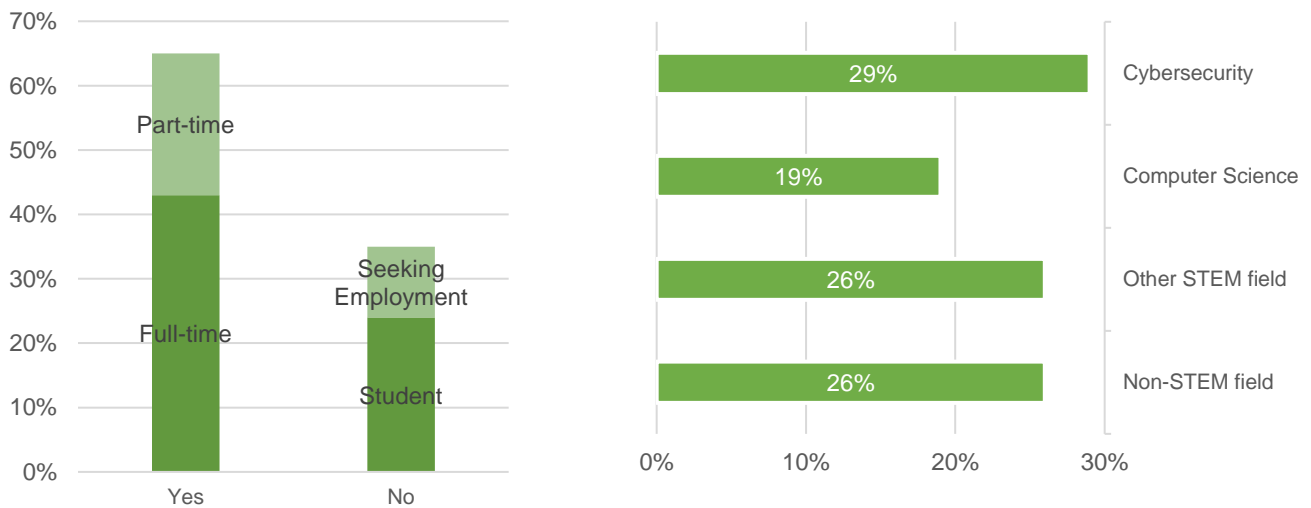
According to the most recent National Center for Education Statistics report<sup>2</sup>, computer and information sciences degrees only represented 3% of associate degrees and 5% of bachelor's degrees awarded nationally in 2021-2022. Including computer and information sciences, degrees in STEM fields accounted for only 8% of associate degrees and 22% of bachelor's degrees conferred nationally in 2021-2022.



# Employment

## Employment and field of employment for alumni enrolled in or graduated from college

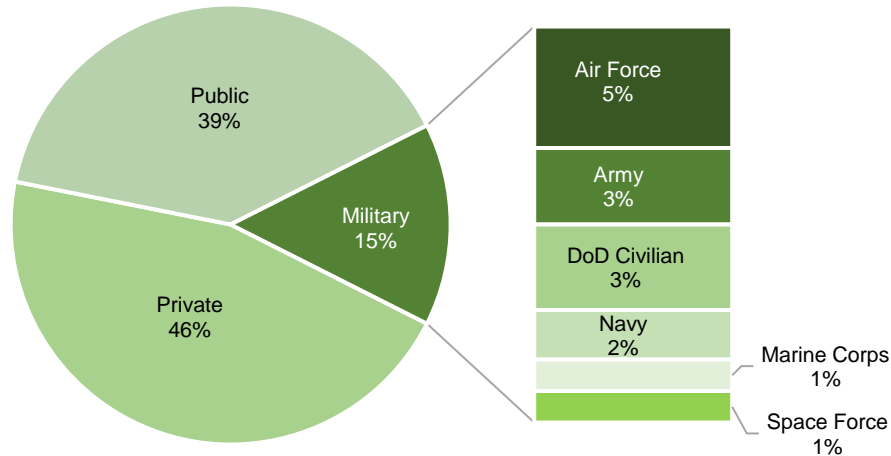
Of the 593 respondents who have continued past high school, 65% are actively employed and most unemployed individuals are currently full-time students. When asked what field they were employed in or seeking employment in, 74% of respondents selected a STEM field.



<sup>2</sup> National Center for Education Statistics. (2022, April). Undergraduate Degree Fields. Retrieved from [https://nces.ed.gov/programs/coe/indicator\\_cta.asp?referer=raceindicators#info](https://nces.ed.gov/programs/coe/indicator_cta.asp?referer=raceindicators#info)

## Employment Sector

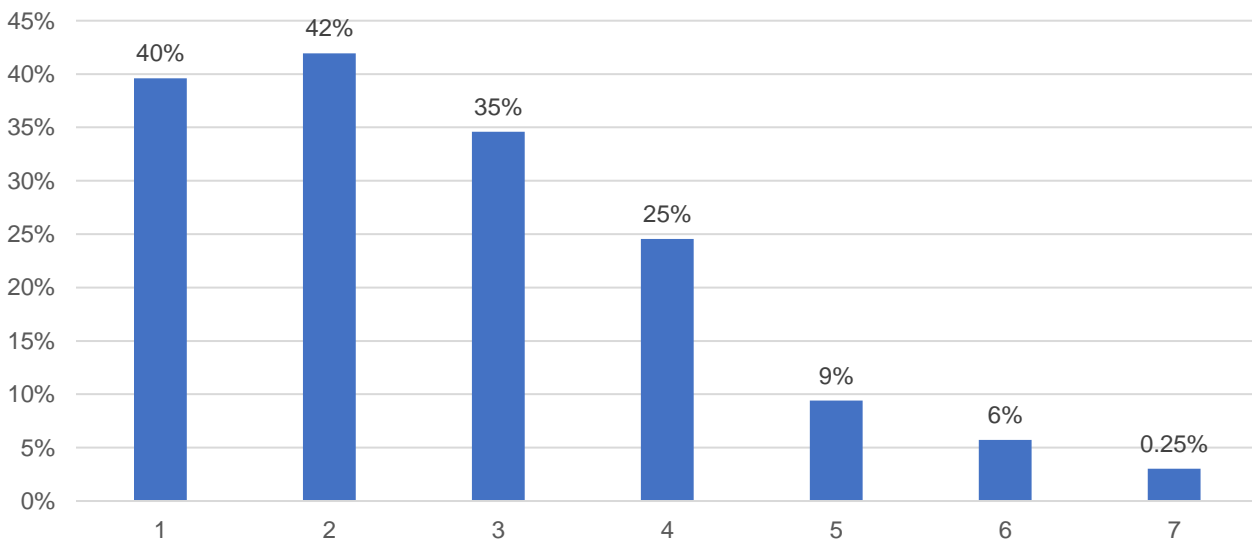
Almost half of the CyberPatriot alumni in the workforce are employed (or seeking employment) in the private sector. 15% of respondents are in the military or have plans to join the military, with the Air Force being the most popular branch.



## CyberPatriot Impact

### Years of Participation

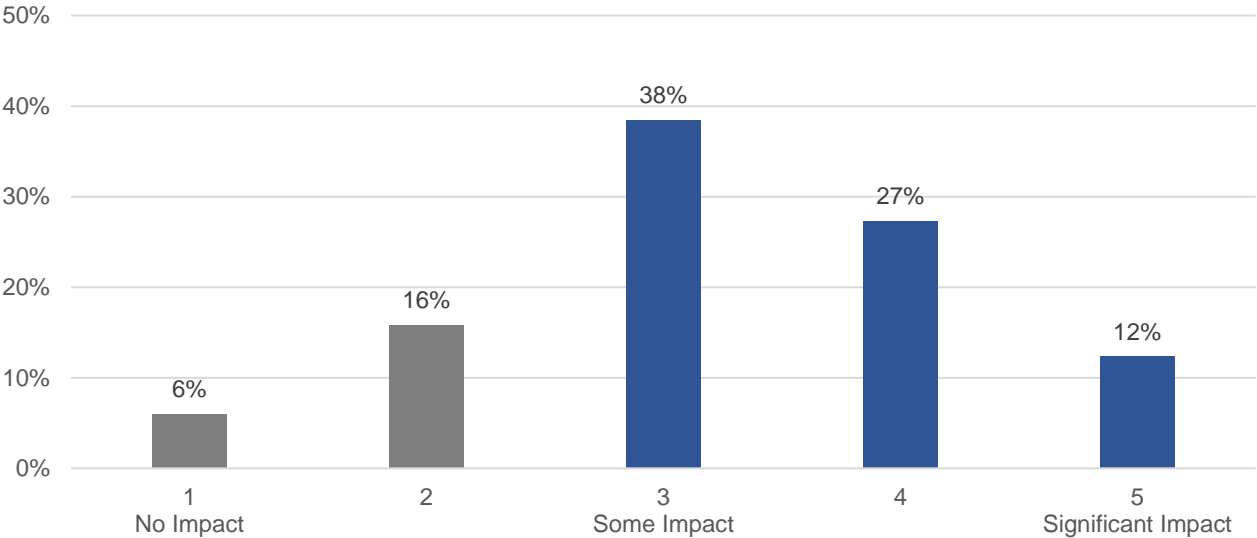
Most of the 2,643 respondents have participated in one to three seasons of the national youth cyber defense competition.





# Impact of Participation

When asked the degree to which CyberPatriot impacted career or education goals, 77% of the 2,643 respondents indicated that the program did play a positive role in their decisions.





**CyberPatriot is AFA'S National Youth Cyber Education Program.**

**For more information, visit [www.uscyberpatriot.org](http://www.uscyberpatriot.org).**